

Injury Epidemiology: Fourth Edition

Leon S. Robertson, Ph.D.

Lulu Books

© 2015 By Leon S. Robertson, all rights reserved.

Chapter 7. LOCAL INJURY SURVEILLANCE AND RISK FACTOR SURVEYS

Some states and other entities have established systems of surveillance for particular types of injury outcome, such as spinal cord or brain injuries. For example, in response to Congressional mandate, the Centers for Disease Control funded traumatic brain injury surveillance in 12 U.S. states (Langlois, 2005). Focus on such injuries may be useful because of the effects on mortality (e.g., Salassie, et al., 2005) and the lives of the injured and those who must care for them, as well as the costs. Surveillance of injury from activities such as skiing is obviously not applicable to areas where the activity is not done but provides useful insights into prevention in areas where it is relevant (Xiang, et al., 2004).

When a complete census of severe injury is problematic, as in low-income jurisdictions because of costs or where hospitals are not cooperative, sampling methods originally used for estimating animal, bird and insect populations are being employed. Called "capture-recapture", analysis of the number of cases found repeatedly in different samples give an indication of the incidence (or prevalence depending on the sampling methods) of the outcome conditions (Chiu, et al., 1993). A review of such studies found that a majority were judged of low quality (van Hest, et al, 2011)

HOSPITAL-BASED SURVEILLANCE. Certain hospitals have increased the recording of data on injuries in trauma registries, partly for use in monitoring quality of care and partly as a database for research (Scheib, et al., 1989). The Trauma Data Bank at the American College of Surgeons is made up of data from trauma registries: <https://www.facs.org/quality%20programs/trauma/ntdb>. Use of these hospital data for surveillance and analytic research is limited by the differential case mix among hospitals and the lack of specification of the source population (Payne and Waller, 1989). If the population served uses more than one hospital, and the preference for a given hospital or the criteria of the emergency response system for using a given hospital changes over time, the trends in injuries in the registry can be misleading. Epidemiologists call this selection bias. Hospitals in the same community or region sometimes refuse to

share data because they do not want the competition to have information about their "market". In at least one state, Pennsylvania, an attempt to adopt uniform data recording among hospitals designated as trauma centers resulted in substantial compliance -- 81.5 percent (Gillott, et al., 1989). This system allows for a larger sample size for studies to increase quality assurance.

Several states contracted with the National Highway Traffic Safety Administration to match hospital and police records of motor vehicle injury in a system called CODES. Data from this system have been used to mislead the United States Congress regarding the effectiveness of seat belts because of invalid reporting of belt use to police. One report claimed 89 percent belt effectiveness in reducing motor-vehicle occupant injuries (<http://www-nrd.nhtsa.dot.gov/Pubs/96842.pdf>), which is absurd (See Appendix 5-1, Chapter 5). NHTSA has refused requests under the Freedom of Information Act by outside researchers to gain access to the CODES data, despite the fact that it was collected using taxpayer money. Apparently, state authorities must clear each such request. Matched hospital, police and other data are potentially useful for targeting countermeasures and analytic studies but if the data are not available to the research community, the uses are limited and the results are not subject to independent study. According to one outside user, CODES data were obtained by specifying data tables needed to each state controller of the data for a useful study of underreporting of alcohol involvement in crashes (Miller, et al., 2012).

There is a fundamental issue that people collecting surveillance data must address: How is the data being used? Taxpayers, the medically insured and other patients are paying for what is often a formidable effort in data collection. Are they getting anything for their money? What changes in emergency response or treatment have been made based on the data? How many miles of road have been modified with guardrail or lights installed based on concentrations of cases at specific road sites at specific times? What changes in police deployment and arrest policies occurred based on data regarding concentrations of assaults in space, time, public places, or recidivism of spouse and child abuse? What changes in laws regarding alcohol, guns, or use of personal protection have been considered or enacted based on the data? Indeed, have the data been given to anyone in a position to do something to reduce injury incidence and severity? If so, was it given to them in a form so that they had some notion of what to do?

RISK FACTOR SURVEILLANCE. The Centers for Disease Control and Prevention coordinates a telephone surveys in numerous states which attempts to measure behavioral risk factors, including several related to injury such as smoking, alcohol use, and seat belt use (Anda, et al., 1990). Despite research indicating that self-reports of these behaviors are invalid, articles based on them are prevalent in the literature with no caveats regarding validity (e.g., Wechsler, et al., 1995; Escobedo, et al., 1995). A comparison of self-reported belt use from that survey and observed seat belt use from the annual observational survey of

the National Highway Traffic Safety Administration illustrates the importance of not relying on self-reports of behavior. As displayed in Figure 7-1, self-reported belt use was substantially more than that observed in the vicinity of large cities from each state from which data were available -- an average difference of 21.5 percentage points in 1988. Belt use is less in rural areas than in and around cities so the actual difference could be larger (Robertson, 1992).

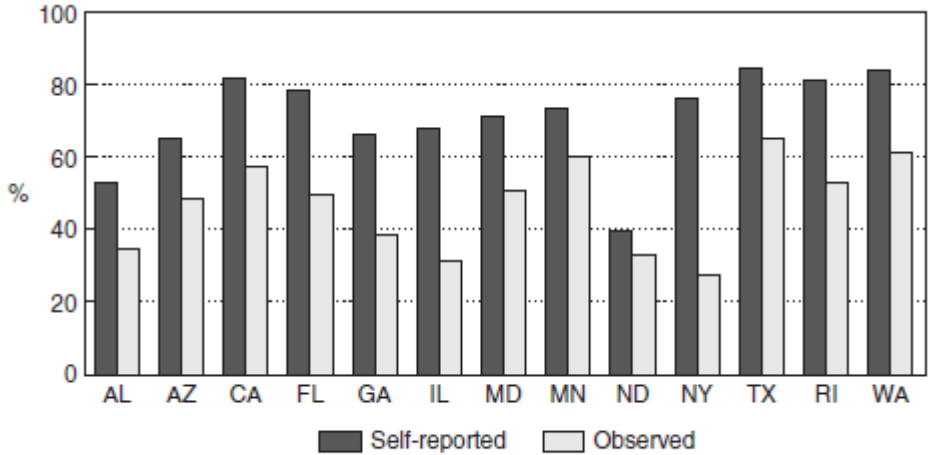


Figure 7-1. Self-Reported and Observed Belt Use

Self-reported driving while intoxicated and other claims of heavy alcohol use in the behavioral risk factor survey also was not predictive of alcohol in fatally injured drivers. As shown in Figure 7-2, there was a six-fold variation among states regarding claimed drinking after drinking but less than a two-fold variation in actual percent alcohol measured by toxicologists in fatally injured drivers.

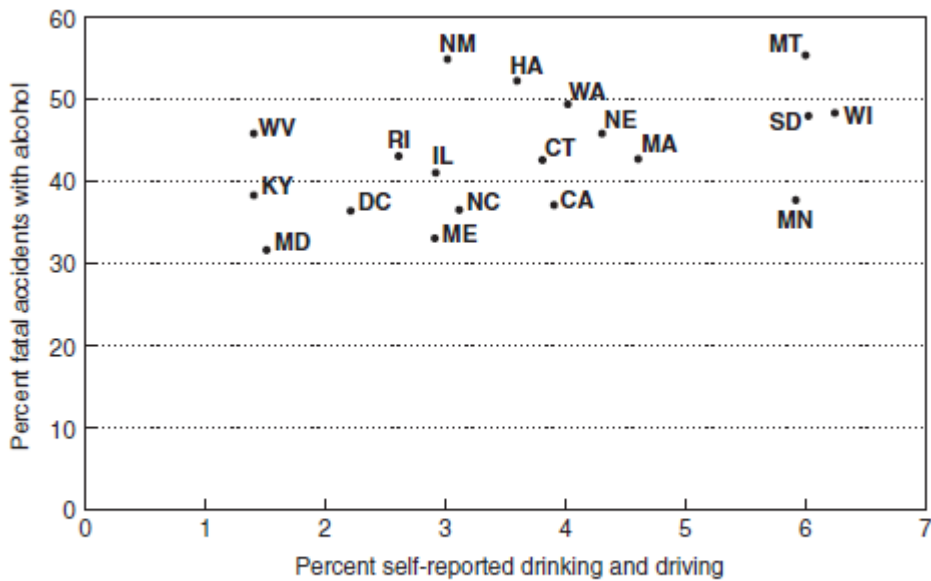


Figure 7-2. Self-Reported Drinking and Blood Alcohol in Fatally Injured Drivers.

Alcohol in fatally injured drivers was used for this comparison because it is objectively measured in more than 80 percent of fatally injured drivers in the states indicated. It does not include those who survived while killing other road users because alcohol is not measured objectively in such drivers often enough to avoid selection bias, but there is no reason to believe that the ratio of dead to surviving drunk drivers varies among states. A high correlation between self-reported alcohol use in the behavioral risk factor survey and alcohol sales in 21 states has been reported, but the correlation of alcohol sales and self-reported drinking and driving was poor (Smith, et al., 1990).

The Youth Risk Factor Surveillance Survey is a variation of the Behavioral Risk factor Survey but directed at teenagers. Table 7-3 shows the lack of correlation between self-reported contemplated suicides in the past year in the Youth Risk Factor Surveillance survey. Self-reported suicide contemplation declined 46 percent while actual suicide completions declined only about 10 percent.

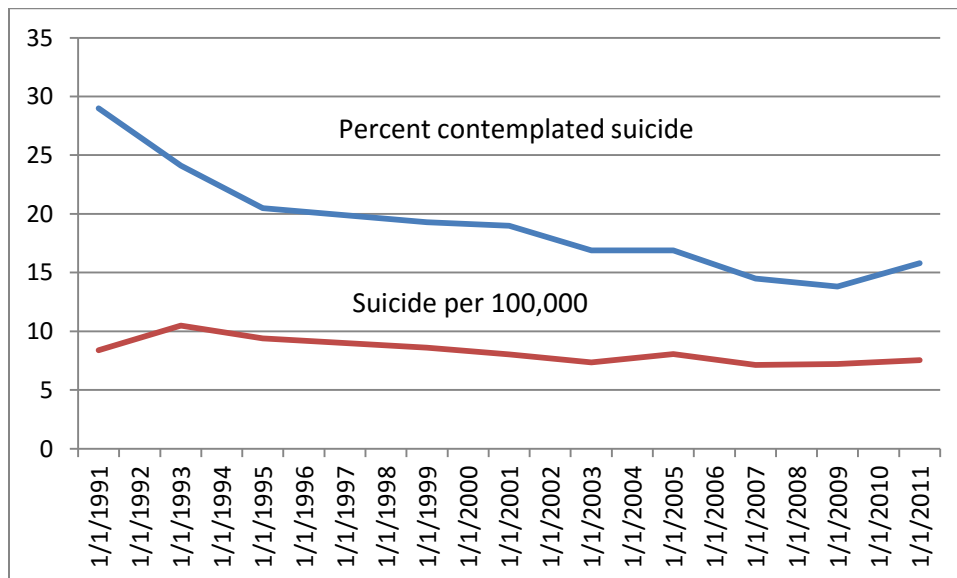


Figure 7-3 Suicide Deaths Per 100000 15-19 Year Olds and Percent Who Said They Contemplated Suicide During the Past Year in the Youth Risk Factor Surveillance Survey

The National Health and Nutrition Examination Survey (NHANES) included questions about opioid painkillers in several surveys. There was an increase in claimed use from the 1999-2002 surveys to the 2003-2006 surveys of 1.9 percentage points but no significant change in subsequent surveys while unintentional deaths from drug poisonings increased apace (Figure 7-4). Clearly the epidemic of opioid drug poisoning deaths (Chapter 1) was not predictable from the survey results. Such self-reports are worse than worthless; they are

misleading. The report on the survey reads like the authors think it is factual (Frank, et al., 2015)

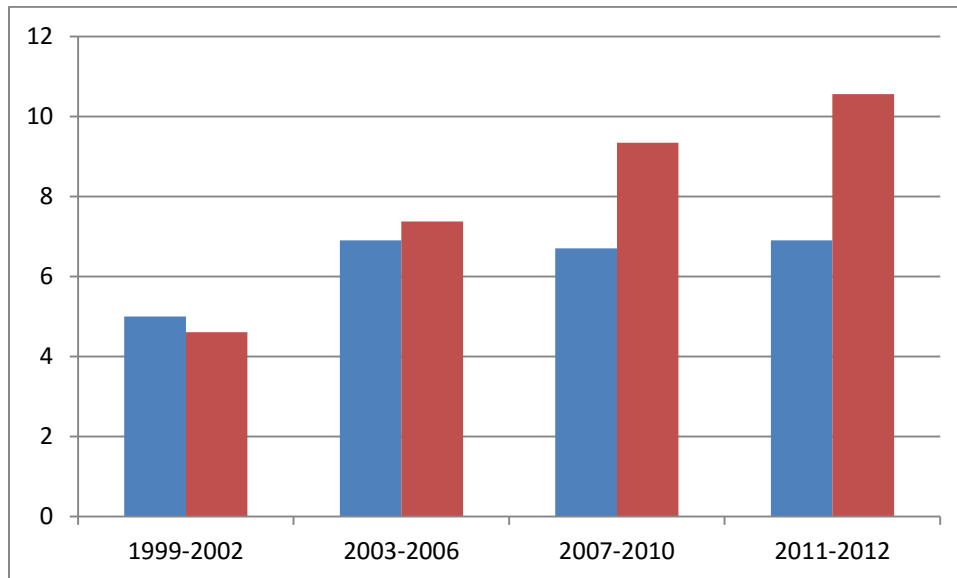


Figure 7-4. Percent Claimed Opioid Drug Use in the NHANES Survey (left bars) and Age Adjusted Fatal Unintentional Drug Poisoning Per 100000 (right bars).

Valid data on substances involved in fatalities can be obtained by medical examiners. For example, data on alcohol and marijuana in fatally injured drivers was used to assess use in relation to the minimum drinking age (Keyes, et al. 2015)

PREVENTION ORIENTED SURVEILLANCE. Previous successful efforts in injury control based on surveillance have included the following steps:

1. Surveillance of injury incidence and severity to identify clusters of similar injuries and the hazards that increase incidence and severity.
2. Identification of one or more technical strategies to eliminate or reduce the hazard.
3. Implementation of the technical strategy among the populations at high risk.
4. Continued surveillance to monitor the trend in the injuries.

An outstanding example of the application of this approach occurred in the study and subsequent reduction of fatal falls to children in New York City. Epidemiologists from the health department devised a surveillance system of the circumstances of the falls and found that 66 percent of injuries in fatal falls to children up to five years of age occurred when the children crawled out of windows in high-rise buildings. The research also identified the areas of the city where these deaths most frequently occurred (Bergner, et al., 1971).

A barrier that could be placed over windows, preventing children from crawling out, was the technical approach identified as most feasible under the circumstances. A campaign was launched in high-risk neighborhoods to persuade the parents or landlords to install the barriers (Spiegel and Lindaman, 1977). Eventually, the health department required landlords to install such barriers when requested by tenants. In association with these efforts, death from children's falls from high-rise windows declined from about 30-50 per year in the 1960s to 4 in 1980. Total reported falls declined proportionately during the same period (Bergner, 1982; Barlow, et al., 1983). Subsequently, as attention to the issue declined, the falls and fatalities increased somewhat. In July, 1986, the city changed the regulation to require barriers in buildings where there were children less than 11 years old (Bijur and Spiegel, 1996).

In addition to illustration of the steps necessary for efficient injury control, the New York experience with children's falls from heights suggests the local nature of certain hazards. In cities and towns with few or no high rise buildings (indeed in the boroughs of Queens and Staten Island as the researchers found in New York), a campaign or regulations to install barriers in windows would be inappropriate because the problem is rare relative to other types of injury. Therefore, local injury surveillance is necessary to identify major injury problems that vary widely among local areas, and their circumstances and specific locations within the areas. The local health department is an appropriate agency for such an activity, but other agencies, such as hospitals or EMS crews, could also do the work (e.g., Short, 2002). For example, intentional injuries and alcohol-related injuries were reduced in a British community in association with aggregated (not individual) data given to police and the health department by a hospital emergency department (Quigg, et al., 2011).

Numerous technical strategies are available for injury control, but efficient use requires data on the extent to which they are needed where the problem is most acute (Chapter 2). For example, certain road modifications, signaling systems and lighting reduce relevant injuries by more than 50 percent (Federal Highway Administration, 1982). Yet modifying every mile of road with every possible modification would be very expensive.

By conducting detailed surveillance of the circumstances, frequency and locations of serious injuries, the health department or other organization can recommend action to agencies or organizations in a position to implement, require or distribute technology or other approaches. For example, if particular road intersections were found to have high rates of severe injury crashes, the data and suggestions for changes, such as extension of the yellow phase of traffic control lights at the specified intersections, would be forwarded to the road or police department that has jurisdiction. If skid strips on stairs, hand rails, or other approaches were identified as likely ameliorative strategies for specific types of falls found among the elderly, the recommendations for specific

modifications could be made to vulnerable community residents by visiting nurses or other persons who provide services to the elderly.

Geographic location can be a powerful factor in concentrating resources. In Stockholm, Sweden, 47 percent of assaults on public streets occurred on 3 percent of all streets in a single year and street homicides in a forty-year period were highly concentrated on the same streets as those identified in the assault study. The assaults were near places of "entertainment" such as bars and theaters (Wikstrom, 1995). In one U.S. city, 45 percent of child pedestrian injuries were located in 16 percent of the census tracts (Lapidus, et al., 1991).

Investigation of the circumstances of drowning of young children in one state revealed that all of the drowning in bathtubs occurred with young siblings but no adults present. All drowning in pools and larger bodies of water were from falls into the water, not swimming or wading. These results indicate the need for adult supervision of young children's baths and highlight the lack of barriers to prevent children from falling into larger bodies of water (Jensen, et al., 1992). In areas with year-round warm climates, such as Maricopa County, AZ, drowning rivals motor vehicles as a cause of death among toddlers. In 2010 two-thirds of childhood drowning in Arizona occurred in Maricopa County (Phoenix and environs -- <http://www.azdhs.gov/plan/report/im/2010/9/pdf/9-5.pdf>). A 2007 study of Maricopa County drowning found that 87 percent of childhood drowning occurred in in-ground swimming pools, a pattern that has persisted for years (<http://www.azdhs.gov/phs/phstats/meddir/pdf/rpt07.pdf>). Pool fences are required only for newly constructed housing since 1991. A study is needed to see whether child drownings occur disproportionately in pools without fences.

An apparent exception to the differences in incidence and severity by location is opioid poison. A study of Baltimore emergency responses found that the locations and demographic characteristics of patients are similar to those examined postmortem by the medical examiner (Knowlton, et al., 2013). There are large differences among states in the prevalence of opioid poisoning deaths (Warner, et al., 2014) and likely among communities within states as well.

Geographic distributions of injuries have been used to designate the placement and staffing of emergency medical services and trauma treatment centers. For example, one emergency medical service that covered a metropolitan area of 600 square miles found that 25 percent of the calls occurred in two 3 by 4.5 mile areas. The severe injuries were distributed similarly (Pepe, et al., 1990). A study of injury severity and hospital costs found a similar cluster in census tracts (Warden, et al, 2010). Geographic clusters of child pedestrian injuries combined with information about the children and the neighborhoods suggest modifications to reduce the problem (Braddock, et al., 1994). Inner city gun violence has been found to be concentrated in "micro places" - certain street segments, housing projects, etc. - that are not evident when looking at larger geographic units such as census tracts or neighborhoods (Braga, et al., 2009).

The Centers for Disease Control and Prevention provides a state and county level mapping service that can be displayed by specific types of injuries. Query the data at: <http://wisqars.cdc.gov:8080/cdcMapFramework/>. These should be useful for intra state injury control resource allocation.

As indicated in the discussion of extant surveillance systems, few include data in sufficient detail to identify specific types of injury by specific locations, and none directly identify environmental modifications that could have reduced incidence and severity. To provide such information, a supplementary data collection system was developed for the Indian Health Service (Robertson, 1985).

The data to be gathered are indicated on the forms in Appendices 7-1 through 7-8, one form each for injury from poison, motor vehicles, burn or smoke, drowning or near drowning, a fall, assault, suicide attempt, and others. I added the poison form to the original set for IHS because of the opioid poison epidemic. The forms include not only the circumstances of the injury, but also a list of possible actions that might have prevented the injury or reduced severity. The surveillance is not oriented simply to the collection of data; it is prevention-oriented.

Confining the initial effort to the more severe cases was deemed appropriate to avoid excessive effort expended on relatively trivial injuries that may occur in large numbers, but are relatively unimportant in terms of long-term consequences for the persons injured and use of community resources. The definition of "serious" is somewhat arbitrary and can be changed as progress is made in prevention of the more severe cases. Fatalities and hospitalized injuries should receive first priority in most instances.

Since the Indian Health Service provides outpatient as well as inpatient and preventive services in many Native American communities, access to cases by injury prevention specialists is no doubt easier than it would be in communities with more fragmented services. Nevertheless, the potential cost savings to be obtained by targeted injury control efforts informed by data should be appealing to hospitals. Reimbursement systems based on average costs for diagnosis-related groups have resulted in insufficient payments to hospitals for certain severe injuries because of the skewed distributions of costs (e.g., Jacobs, 1985, Selzer, et al., 2001).

Initial experience with the use of the IHS system indicated that lack of expertise in identifying potentially effective environmental modifications was a problem. A fellowship program to train injury control specialists and a series of seminars for other users of the system was instituted (Smith, 1988), and the graduates and others implemented many successful injury control projects. Technical assistance to state and local communities not served by the Indian Health Service is available from the injury control centers funded by the Centers for Disease Control (CDC), or from CDC. (A current list of injury control centers is available at: <http://www.cdc.gov/injury/erpo/icrc/>).

The Indian Health Service developed computer software that provides for easy entry of the data from the surveillance system. The program can be edited for use in any community. As sufficient numbers accumulate, a summary of the circumstances tabulated by the suggested actions that might have had a preventive effect provides a priority list for action.

Development of detailed computerized codes for injury locations to identify geographic clusters may be cumbersome, but good database management systems, such as EPIINFO used by IHS, allow listing of case identifiers by other variables. (EPIINFO can be downloaded free at: <http://www.cdc.gov/epiinfo/>). Once high priority actions have been identified, cases that would have been reduced by a given action can be listed and the locations marked on detailed maps of local areas by referring to the location information on the original forms.

The Indian Health Service undertook numerous projects in collaboration with local authorities based on local surveillance data (Smith and Robertson, 2000). Injury control specialists on the White River Apache Reservation in Arizona found a cluster of severe pedestrian injuries that occurred at night on a 1.2-mile section of road in a two-year period. The tribal government and IHS collaborated in the installation of lights that illuminated the road section at night (Akin and Rothfus, 1989). Comparison of the installation site and adjacent sites during the five years before and five years after the installation, controlling for average daily traffic and the removal of a liquor store in the area, indicated that about 6 fewer pedestrian injuries than expected occurred after the installation (Dellapena & Peabody, 1997).

In Browning, Montana, 59 severe motor-vehicle injuries, including 13 fatalities, occurred in a two-mile stretch of road during a seven-year period. Overhead lighting and curbs that channeled parking lot traffic to controlled entry points were installed. In the two-year period year after lighting and curbs were installed, only two severe injuries occurred in that stretch of road (Lee and Beck, 1991).

After being shown data on a cluster of 22 fatal pedestrian injuries at night on a two mile section of the road between Gallup, New Mexico and the Navajo Nation, state authorities agreed to put night lighting of the road section in their five-year plan for road modifications. No fatalities occurred in the lighted section in the two years after installation (Bill, 1995).

The Hoopa Health Association Emergency Medical Services gathered data on motor vehicle fatalities that occurred on the 100 miles of road through and adjacent to the Hoopa, Yurock, and Karok reservations in Northern California. The primary cause of death was vehicles plunging over steep embankments. Comparison of the sites where the state installed guardrails ten years before and ten years after the installation to non-installation sites, corrected for average daily traffic, indicated some 21 fewer deaths than expected in the period after installation (Short and Robertson, 1998).

Fatal unintentional injuries among Native Americans served by IHS declined much faster than those among the total U.S. population since 1980 (Figure 7-5). This occurred despite the fact that the poisoning death rate doubled similar to the total U.S. rate noted in Chapter 1. All of the declines in other injuries are not attributable to use of surveillance data by the Community Injury Control Committees formed in collaboration of IHS and local authorities but, as noted above, many demonstrated successes. Tribal governments passed legislation requiring safety belt use as well (Zaloshnja, et al., 2003).

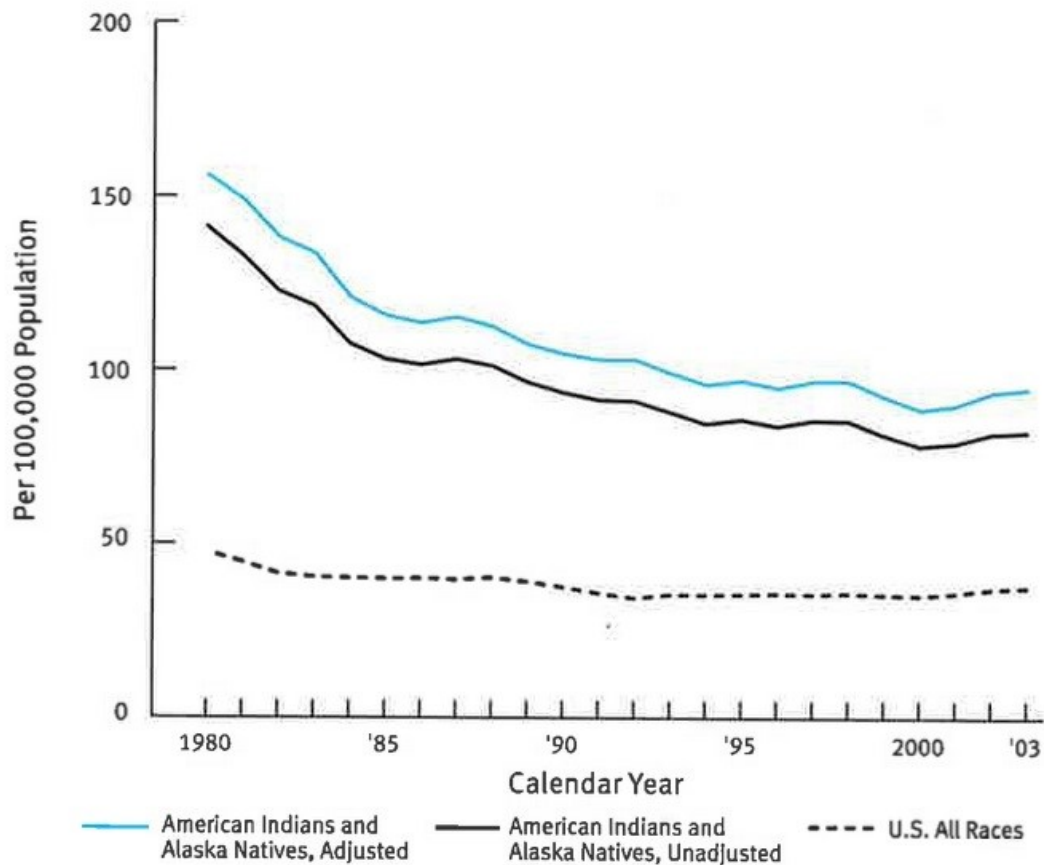


Figure 7-5. Unintentional Fatal Injury Rates Adjusted and Unadjusted for Age Distribution

Source: Indian Health Focus: Injuries 2002-2003 Edition, Rockville, MD, Indian Health Service.

A visit to the site of each severe injury to consider environmental modifications that might have reduced the injuries is strongly recommended. For example, visits to the sites of child pedestrian injuries on the Pine Ridge Reservation in South Dakota indicated that the surfaces and equipment on nearby playgrounds were in such poor condition that the children apparently preferred to play in the streets or driveways of homes (Price, 1990).

The choice of recommended ameliorative actions should not necessarily be confined to the more obvious ones that can be fitted on a one-page form. The narratives and comments may suggest others. Those included on the forms are oriented to actions that can be initiated at the local level and do not include actions delegated to federal regulatory agencies. A review of the literature on the technical strategies for specific injuries provides expertise in the identification of additional options (e.g., Federal Highway Administration, 1982; Haddon, 1970; Robertson, 1983).

Ideally, every community would have an injury surveillance system analogous to that of IHS. If the numbers in a given community were too limited for generalization, small communities in similar areas could pool the data to assess patterns for their environment. A system for accumulating data from the local systems at the state (or provincial) and national levels would give each level of government, or private entity, information on injury patterns relevant to agencies or organizations under its purview. Since national systems may be long in coming, local communities that are concerned about their injury problems can take the initiative.

Use of the IHS or similar forms could be required of medical examiners, coroners and hospitals. The mechanism of enforcement of quality of data from medical examiners and coroners is not evident, but hospitals could be required to obtain the data to qualify for reimbursement by Medicare, Medicaid or private insurance. A former EMS coordinator has written a useful guide for surveillance and injury control activities by first responders (Short, 2002).

If and when a national system is developed, the information gathered in local surveillance systems must be made uniform on certain variables. For use by national regulatory agencies and independent researchers, the specific identification of product brand names and other identifiers such as serial numbers should be included. Where structures or other facilities that are, or could be, subject to local codes and ordinances are involved, the builders or maintainers should be identified. The mere fact that the data are being collected could serve as motivation for some organizations to undertake injury control actions. The data would give them better information on actions to take.

Appendix 7-1. Motor Vehicle Injury Form

Community _____ Census tract _____

Location of the incident (specify road, street, or intersection and distance to an identifiable reference point such as an intersection, business or milepost number) _____

Severity: fatal hospitalized ambulatory (fracture, loss consciousness only -- exclude others)

Age Gender: M F

Single vehicle occupant

If fixed object: tree utility pole bridge abutment light pole sign pole other

Rollover

Animal on the road Other (What? _____)

Multiple vehicle occupant Frontal Side Rear

Motorcyclist Single Vehicle Multiple vehicle

Pedestrian Crossing intersection Crossing elsewhere

Walking along road Vehicle came off road

Laying in road Other (What? _____)

Bicyclist Crossing intersection Crossing elsewhere

On road parallel to traffic On road against traffic

Motor veh. came off road

Other (What? _____)

Lighting: Daylight Dark Dark but lighted Dawn or Dusk

Signals: None Flashing Warnings Red-Yellow-Green

Stop sign Yield sign Other (What? _____)

Crash Protection: Seat belt Child restraint Crash helmet

Roadway Jurisdiction: City or Town County State Fed.

Modification that might have prevented the injury or reduced severity (check all that apply):

No pass stripe Roadside hazard removal

Rumble strips Signal or sign at intersection

Lengthen yellow phase at signalized intersection

Install or lengthen pedestrian walk signal

Median barrier Reflectors on curve

Snow removal Improve road skid resistance

Separate pedestrian walkway from road

Reflectors on vehicles or clothing

Lighted roadway Curb to limit road access
 Other (What? _____)
 additional observations

Appendix 7-2. Apparently Unintentional Poison

Community _____ Census tract _____

Address _____

Severity: ___ fatal ___ hospitalized ___ ambulatory (loss of consciousness and/or immobilization only, exclude others)

Age ___ Gender: M ___ F ___

Type of Poison (check as many as apply)

Prescription opioid generic and brand names -- morphine, codeine, methadone, Oxycodone (OxyContin, Percodan, Percocet), hydrocodone (Vicodin, Lortab, Norco), fentanyl (Duragesic, Fentora), hydromorphone (Dilaudid, Exalgo), and buprenorphine (Subutex, Suboxone)

___ Legally obtained prescription opioids

___ Illegally obtained prescription opioids

___ Cocaine ___ Heroin ___ Alcohol ___ Methamphetamine

___ Household chemicals ___ Other ___ What? _____

Place: ___ Home ___ Other household ___ Motor Vehicle ___ Street ___ Other

___ Number of other people involved in drug use at the scene

Modification that might have reduced injury or severity: (check as many as apply)

___ Earlier administration of naloxone (opioid blocker)

___ Better diagnosis of pain and use of alternative pain medications

___ Pharmacist monitoring of multiple prescriptions

___ Physician monitoring of multiple prescriptions

___ Increase dose-response information regarding lethality on drug packaging

___ Increased enforcement of laws against illegal drug and alcohol sales

___ Locked storage of drugs and other poisons

Appendix 7-3. Burn or Smoke Injury

Community _____ Census tract _____

Address _____

Severity: fatal hospitalized ambulatory (loss of consciousness and/or immobilization only, exclude others)

Age _____ Gender: M F

Victim sleeping when fire began? yes no

Place of fire: home car other (Where? _____)

If home, number of door exits to the home? _____

Location of the victim bedroom living room
 bathroom kitchen Other (Where? _____)

Ignition or heat origin: cigarette cooking unit wood burning stove
 space heater kerosene space heater other space heater chimney
 electrical wiring arson household water food or drink
 other (What? _____)

Material first ignited: chair or sofa bed loose papers clothing on
 person other clothing house framing cooking grease other
(What? _____)

If in a building, smoke detector installed? yes no

If yes, did detector give alarm? yes no NA

Was a fire extinguisher available? yes no

If yes, was it used? yes no NA

Modification that might have reduced injury or severity:

(check as many as apply)

- additional exit fire ladder
- smoke detector batteries in detector
- fire extinguisher sleeping nearer exits
- fire resistant clothing fire resistant furniture
- fire resistant mattress or sheets
- automatic sprinkler system
- properly installed cooking unit
- properly installed wood stove
- properly installed kerosene heater
- cleaned chimney reduced hot water temperature
- less tip-prone food or drink container
- other (What? _____)

Appendix 7-4. Drowning or Near Drowning

Community _____ Census tract _____

Directions to Location

Appendix 7-4. Drowning or Near Drowning

Community _____ Census tract _____

Directions to Location _____

Severity: fatal hospitalized ambulatory (loss of consciousness only --
exclude others)

Age _____ Gender: M F

Victim know how to swim? yes no

Water temperature at time of the incident? _____

Body of water involved: bathtub supervised beach unsupervised beach
 river nonbeach lake nonbeach ocean nonbeach irrigation ditch
drainage ditch swimming pool flood other (What? _____
_____)

Watercraft involved: none motorboat sailboat surfsail rowboat
 canoe motorized raft nonmotorized raft other
(What? _____)

Preventive gear available: lifeline life jacket
 floating cushion nonsinkable boat fenced
area flares boat to shore communication
 other (What? _____)

Modifications that might have prevented the incident or reduced severity:

fenced swimming pool other fencing
 lifeline life jacket floating cushion
 non sinkable boat supervised swimming area
 flood warning and evacuation flare
 boat to shore communication
 Other (What? _____)

Additional observations

Appendix 7-5. Injury from a Fall

Community _____ Census tract _____

Directions to the site

Severity: ___ fatal ___ hospitalized ___ ambulatory (include only if loss of consciousness or fracture)

Age ___ Gender: M ___ F ___

Type of fall: ___ same level ___ different level
(approximate number of feet ___)

Same level location: ___ bathtub ___ other bathroom ___ bedroom ___
kitchen ___ living room ___ basement ___ attic ___ home yard ___
sidewalk ___ street ___ public building ___ private building ___ sports
field ___ other (Where? _____)
not applicable ___

Different level location: ___ exterior stairs to house entrance ___ stairs to upper
floors ___ stairs to attic ___ stairs to basement ___ stairs in public building
___ stairs in nonresidential private building ___ home porch or landing ___
window ___ roof ___ tree ___ cliff or other drop off ___ ladder ___ horse
___ other (Explain: _____)

Modification that might have prevented injury or reduced severity:
___ skid strips in tub ___ skid strips on stairs ___ nonskid rug ___ nonskid
shoes ___ handrail ___ snow or ice clearance ___ soft carpet ___ stair
repairs ___ fence or other barrier ___ sports equipment (What type?
_____)
___ other (What? _____)

___ Additional observations

Appendix 7-6. Assault Injury

Community _____ Census tract _____

Directions to the site

Severity: ___ fatal ___ hospitalized ___ ambulatory (include only if loss of consciousness or fracture)

Age ___ Gender: M ___ F ___

Where did the assault occur? ___ home ___ other house ___ bar ___ other business ___ elsewhere

Assailant relation to the injured? ___ spouse ___ father ___ mother ___ child ___ sibling ___ other family ___ acquaintance ___ stranger ___ unknown

Weapon used in the assault? ___ body (fists, feet, etc.) ___ gun ___ knife ___ other sharp object ___ blunt object ___ fire or heat ___ poison ___ other (What? _____)

Apparent reason for the assault? ___ rage ___ robbery ___ mental illness ___ other (What? _____)

Modification that might prevented injury or reduced severity:

- ___ limit number of drinks purchasable in bars
- ___ metal detector at door of bar and refuse service to those armed with gun or knife
- ___ do not allow bottles that shatter as containers for alcoholic beverages
- ___ provide lighting in high risk area ___ arrest of the assailant involved in previous incident ___ remove assailant from the home
- ___ remove person assaulted from the home
- ___ Other (What? _____)

Additional observations:

Appendix 7-7. Self-inflicted Injury

Community _____ Census tract _____

Directions to site

Severity: ___ fatal ___ hospitalized ___ ambulatory
(include only if loss of consciousness or fracture)

Age ___ Gender: M ___ F ___

Where did the attempt occur? : ___ home ___ relatives home ___ other home
___ jail ___ other public building or business ___ out of doors ___ other
(Explain _____)

Weapon used: ___ gun ___ knife ___ other sharp instrument ___ carbon
monoxide ___ prescription drug ___ other drug ___ other poison
___ rope ___ jump ___ other (What? _____)

Circumstances: ___ physical illness ___ mental illness ___ copying recent real
event ___ copying television or movie event ___ copying other fictional event
___ financial loss ___ reaction to rejection by spouse or lover ___ reaction to
difficulty with other family member ___ other (What? _____)

Modification that might have prevented injury or reduced severity:

- ___ encourage seeking of treatment for depression
- ___ increase awareness of depression symptoms in families and sources of help especially if friend or popular figure recently attempted suicide
- ___ encourage families with depressed members to limit access to guns, drugs, etc.
- ___ encourage families not to leave depressed members alone in circumstances or areas where previous suicide attempts occurred
- ___ reduce incarceration for non-serious offenses that result in jailhouse suicide attempts
- ___ increase surveillance of incarcerated persons
- ___ other (What? _____)

___ Additional observations

Appendix 7-8. Other Severe Injury

(Use specified form for motor vehicles, poison, drowning, fire, falls, assaults, and suicide attempts; this form is for other injuries that were hospitalizations, fatalities and ambulatory cases that involved loss of consciousness, fractures or worse conditions)

Community _____ Census tract _____

Directions to the site

Severity: ___ fatal ___ hospitalized ___ ambulatory fracture or lost consciousness

Age ___ Gender: M ___ F ___

Type of energy that caused the damage to the person:

___ Mechanical ___ Heat or lack ___ Chemical

___ Electrical

What conveyed the energy to the person (be specific; e.g., if farm tractor, machine, or other product, give make, model, moving part that caused injury):

List as many strategies you can think of that could be employed to reduce the incidence or severity of this type of injury in the future?

___ Additional observations.

References - Chapter 7

- Aiken D and Rothfus G. (1989) Personal communication.
- Anda RF, Waller MN, Wooten KG, Mast EE, Escobedo LG and Sanderson LM (1990) Behavioral risk factor surveillance, 1988. *Morbidity and Mortality Weekly Report* 39(June):1-21.
- Barlow B, Niemirska M, Gandhi RP, Leblanc W. (1983) Ten years' experience with falls from a height in children. *Journal of Pediatric Surgery* 18: 509-11.
- Bergner L, Mayer S and Harris D (1971) Falls from heights: a childhood epidemic in an urban area. *Am J Pub Health* 61:90. Free online at:
<http://www.ncbi.nlm.nih.gov/pmc/articles/PMC1530622/pdf/amjph00736-0093.pdf>
- Bergner L (1982) Environmental factors in injury control: preventing falls from heights. In Bergman AB (ed.) *Preventing Childhood Injuries* (Columbus, OH: Ross Laboratories).
- Bijur PE, Spiegel C (1996) Window fall prevention and fire safety: 20 years of experience in New York City. *Pediatr Res* 39:102A
- Bill NM (1995) Personal communication.
- Braddock M, Lapidus G, Cromley E, Cromley R, Burke G and Banco L (1994) Using a geographic information system to understand child pedestrian injury. *Am. J. Pub. Health* 84:1158-1161. Free online at:
<http://www.ncbi.nlm.nih.gov/pmc/articles/PMC1614766/pdf/amjph00458-0104.pdf>
- Braga AB, Papachristos AV and Hureau DM (2009) The concentration and stability of gun violence at micro places in Boston 1980-2008. *J Quant Criminol* published online:
<http://www.hoplofobia.info/wp-content/uploads/2014/05/The-Concentration-and-Stability-of-Gun-Violence-in-Boston.pdf>
- Chiu W, Dearwater SR, McCarty DJ, Songer TJ and LaPorte RE (1993) Establishment of accurate incidence rates for head and spinal cord injuries in developing and developed countries: a capture-recapture approach. *J Trauma* 35:206-211.
- Dellapena A and Peabody J (1997) Personal communication.
- Escobedo LG, Chorba TL, and Waxweiler R (1995) Patterns of alcohol use and the Risk of drinking and driving among U.S. high school students. *Am J Pub Health* 85:976-978.
Free online at:
<http://www.ncbi.nlm.nih.gov/pmc/articles/PMC1615528/pdf/amjph00445-0082.pdf>
- Federal Highway Administration (1982). *Synthesis of Safety Research Related to Traffic Control and Roadway Elements*. (2 Volumes) Washington, DC: U.S. Department of Transportation.
- Frank SM et al. (2015) Prescription opioid analgesic use among adults, 1999-2002.

- NCHS Data Brief # 189. Atlanta: National center for health Statistics. Free online at: <http://www.cdc.gov/nchs/data/dataBriefs/db189.pdf>
- Gillott AR, Thomas JM and Forrester C (1989) Development of a statewide trauma registry. *J Trauma* 29:1667-1672.
- Haddon W Jr (1970) On the escape of tigers: an ecologic note. *Tech Review* 72:44. Reprinted in *Am J Pub Health* 60: 2229-2234 free online at: <http://www.ncbi.nlm.nih.gov/pmc/articles/PMC1349282/pdf/amjphnation00041-0001c.pdf>
- Jacobs LM (1985) The effect of prospective reimbursement on trauma patients. *Am Coll Surg Bull* 70:17-22.
- Jensen LR, Williams SD, Thurman DJ and Keller PA (1992) Submersion injuries in children younger than 5 years in urban Utah. *West J Med* 157:641-644. Free online at: <http://www.ncbi.nlm.nih.gov/pmc/articles/PMC1022097/pdf/westjmed00088-0037.pdf>
- Keyes KM et al (2015) Effects of legal minimum drinking age on alcohol and marijuana use.: Evidence from toxicological testing data for fatally injured drivers aged 16-25 years. *Inj Epid*. 2:1. Free online at: <http://www.injepijournal.com/content/2/1/1>
- Knowlton A et al. (2013) EMS runs for suspected opioid overdose: implications for surveillance and prevention. *Prehosp Emerg Care* 17:373-329.
- Langlois JA,; Marr A, Mitchko J, Johnson RL. (2005) Tracking the silent epidemic and educating the public: CDC's traumatic brain injury-associated activities under the TBI Act of 1996 and the Children's Health Act of 2000. *Head Trauma Rehabil* 20:196-204.
- Lapidus GD, Braddock M, Banco L, Montenegro L, Hight D and Eanniello V (1991) Child pedestrian injury: a population-based collision and injury severity profile. *J Trauma*. 31:1110-1115.
- Lapidus GD, Braddock M, Schwartz R, Banco L and Jacobs, L (1994) Accuracy of fatal motorcycle-injury reporting on death certificates. *Acc Anal Prevent* 26:535-542.
- Lee J and Beck L (1991) Personal communication.
- Lincoln JM, Perkins R, Melton F and Conway GA (1996) Drowning in Alaska waters. *Pub Health Rep* 111:531-535. Free online at: <http://www.ncbi.nlm.nih.gov/pmc/articles/PMC1381902/pdf/pubhealthrep00045-0061.pdf>
- Miller T et al. (2012) Underreporting of alcohol involvement in United States police and hospital records: capture-recapture estimates. *Ann Adv Automot Med* 56:87-96. Free online at: <http://www.ncbi.nlm.nih.gov/pmc/articles/PMC3503413/>
- Payne SR and Waller JA (1989) Trauma registry and trauma center biases in injury research. *J Trauma* 29:424-429.
- Pepe PE, Mattox KL, Fischer RP, and Matsumoto CM (1990) Geographic patterns

- of urban trauma according to mechanism and severity of injury. *J Trauma* 30:1125-1132.
- Price D. (1990) Motor-vehicle related pedestrian injuries on the Pine Ridge Indian Reservation. Unpublished MPH thesis. New Haven, CT: Yale University.
- Quigg Z, Hughes K and Bellis MA (2011) Data sharing for prevention: a case study in the development of a comprehensive emergency department injury surveillance system and its use in preventing violence and alcohol-related harms. *Inj Prev* Free online at:
<http://injuryprevention.bmj.com/content/early/2011/12/30/injuryprev-2011-040159.full.html>
- Robertson LS (1983) *Injuries: Causes, Control Strategies and Public Policy*. Lexington, MA: D.C. Heath.
- Robertson LS (1985) *Epidemiological Assessment of the Contributing Factors of Injury Mortality and Morbidity Among Native Americans*. Springfield, VA: National Technical Information Service.
- Robertson, Leon S. (1992) On the validity of self-reported behavioral risk factors. *J. Trauma*, 32:58-59.
- Selassie AW, McCarthy ML, Ferguson PL, Tian J, Langlois JA (2005), Risk of post-hospitalization mortality among persons with traumatic brain injury. South Carolina 1999-2001. *Head Trauma Rehabil.* 20:248-260. Free online at:
http://download.bion.com.cn/view/upload/month_0911/20091123_6b4692396d4d289557ae5VIOFfCJV8p.attach.pdf
- Selzer D, Gomez G, Jacobson L, Wischmeyer T, Sood R, Broadie T (2001) Public hospital based Level I Trauma Centers: financial survival in the new millennium. *J Trauma Acute Care Surg.* 51:301-307.
- Short D. (2002) *Quick guide to Effective Injury Prevention: Saving Lives with Proactive Emergency Services*. Washington, DC: U.S. Department of Health and Human Services Maternal and Child Health Bureau.
- Short D, Robertson LS. (1998) Motor vehicle death reductions from guardrail installations. *J Transportation Engineering* 124:501-502, 1998.
- Smith PF, Remington PL, Williamson DF, and Anda RF (1990) A comparison of alcohol sales data with survey data on self-reported alcohol use in 21 states. *Am J Pub Health* 80:309-312. Free online at:
<http://www.ncbi.nlm.nih.gov/pmc/articles/PMC1404675/pdf/amjph00216-0045.pdf>
- Smith RJ (1988) IHS fellows program aimed at lowering injuries, death of indians, Alaska natives. *Pub Health Rep* 103:204.
- Smith RJ and Robertson LS (2000) Unintentional injuries and trauma. In Rhoades ER (ed.) *American Indian Health*. Baltimore: Johns Hopkins University Press.
- Smith SM, Colwell LS and Sniezek JE (1990) An evaluation of external cause-of-injury codes using hospital records from the Indian Health Service, 1985. *Am J*

- Pub Health 80:279-281. Free online at:
<http://www.ncbi.nlm.nih.gov/pmc/articles/PMC1404681/pdf/amjph00216-0015.pdf>
- Spiegel CN and Lindaman FC (1977) Children can't fly: a program to prevent childhood morbidity and mortality from window falls. *Am J Pub Health* 67:1143. Free online at:
<http://www.ncbi.nlm.nih.gov/pmc/articles/PMC1653830/pdf/amjph00487-0023.pdf>
- van Hest R, Grant A and Abubakar I (2011) Quality assessment of capture-recapture studies in resource-limited countries. *Trop Med and Int Health* 16:1019-1041.
- Warden C, Sahni R and Newgard C. Geographic cluster analysis of injury severity and hospital resource Use in a regional trauma system. *Prehosp Emerg Care* 14:137-144.
- Warner M et al., (2014) Trends in drug poisoning deaths involving opioid analgesics and heroin: United States 1999-2012. Atlanta: Centers for Disease Control and Prevention. Free online at:
http://www.cdc.gov/nchs/data/hestat/drug_poisoning/drug_poisoning_deaths_1999-2012.pdf
- Wechsler H, Dowdall GW, Davenport A and Castillo S (1995) Correlates of college student binge drinking. *Am J Pub Health* 85:921-926. Free online at:
<http://www.ncbi.nlm.nih.gov/pmc/articles/PMC1615519/pdf/amjph00445-0027.pdf>
- Wikstrom PH (1995) Preventing city-center street crimes. In Tonry M and Farrington DP *Building a Safer Society: Strategic Approaches to Crime Prevention*. Chicago: University of Chicago Press.
- Xiang H, Stallones L, Smith GA. (2004) Downhill skiing injuries among children. *Inj Prev* 10:99-102. Free online at:
<http://injuryprevention.bmj.com/content/10/2/99.full>
- Zaloshnja E et al., (2003) Reducing injuries among Native Americans: Five cost-outcome analyses. *Acc Anal Prev* 36:631-639.

